

# Selecting Lawn Bowls to Purchase

**Selecting a set of bowls is a very personal thing. What suits one bowler may not suit another so whatever advice you are provided with, you should feel confident in opting for a bowl that feels right for you. It's a considerable investment (\$600-800) so you'll want to take a number of factors into account before making your choice. Talk to club members with their own bowls or one of our club coaches (see last page)**

This guide was compiled to help a bowler navigate the abundant information available online. Henselite and Taylor Bowls (the largest quantity of club bowls which may help you in your selection), Drakes Pride and Aero Bowls are the largest manufacturers

Second hand lawn bowls are sometimes sold on platforms like Facebook marketplace, EBay and Kijiji but usually sizes 3 to 5 (seldom smaller sizes). Bowlers will post their bowls for sale at their local club, let competitive bowlers know you're looking for bowls. Use the Novice section of our bulletin board to let members know what size bowls you're looking for

## Frequently Asked Questions

### What does it mean that a green is 'fast' or 'slow'?

A major factor in selecting your bowl. The greens you are playing on will also affect the model you choose. Around the world there are differences in the 'speed' of local greens. Green speed is measured in either the time it takes or the distance the bowl travels to a stop.

In North America, slower outdoor greens mean that a wider bias bowl may be more suitable such as Henselite or Taylor. Although when bowls is played on an indoor green the greens are faster so a narrower bowl is preferred.

Of course, there are also differences between local greens so have a chat with a club coach or experienced members of our club to find out what the greens in our local area are like - most are currently faster than Kew Beach LBC.

### Choosing a size

Bowls come in sizes 0000 up to 5. The best way to find the right size for you is to try out the different sized bowls. Try these different things to find the bowls size that feels the most comfortable for you.

- Wrap both hands around the middle of the running surface so that your thumbs and middle fingers are touching, this indicates a good fit.

A good rule of thumb is to find the largest sized bowl you can comfortably hold in your hand. The size you learn to play with may not be the best size for you. Your hands will become more comfortable with a larger size or different grip

### Choosing a bias

In general, if you are playing lead, you could have a narrower bias bowl than a skip who will often want to draw around bowls in a head. Take a look at the manufacturers bias charts for the models available in Canada (not all models are available)

### Does a grip affect the run of the bowl?

No. In fact a grip helps align the bowl before delivery and to assist grip – both of which will help deliver the bowl straight ensuring accurate delivery.

## Do you need a different bowl if you are left-handed?

No, this is not necessary at all.

**Taylor Bowls – Scotland** - <https://www.taylorbowls.com/faqs>

**How to purchase:**

**Canadian Distributor : MVP Sports** / <https://www.mvpsports.ca/homepage/about-us>

**Watch how Taylor bowls are made on youtube** – <https://www.youtube.com/watch?v=AgsXeoJUeos>

**Taylor Ace** - With a newer grip and modern engineering, Taylor has improved the ACE with a new extreme grip. This grip is a channel at the correct depth with dimples that allow the bowler to get a better grip that 'may' help with aim and line. This grip is now the most popular bowl in the UK and has received great reviews from bowlers.

The Ace is a mid-bias bowl with a wider draw than the **Vector-VS** but with a stronger route to the jack. The ACE is used for any position indoors or out and is a superb all rounder. Many bowlers are going for this new grip.

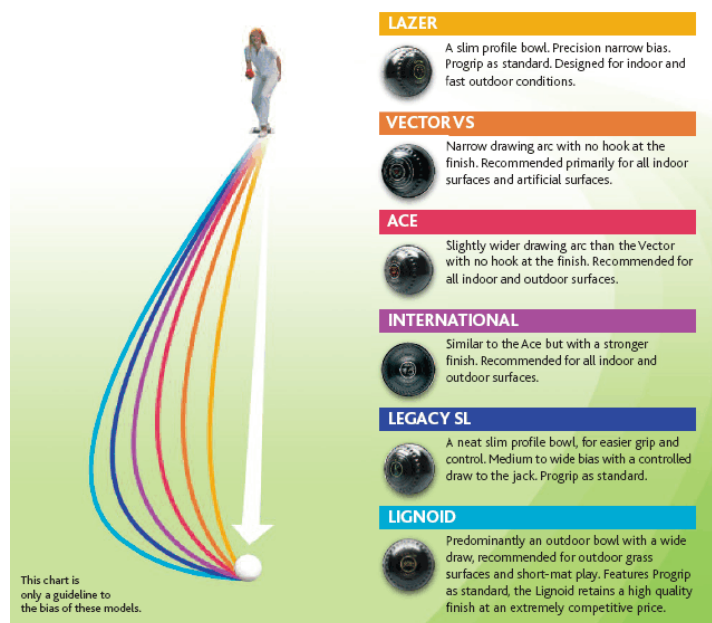
**Taylor International** - Great choice for outdoor greens and slower paced indoor greens and is a great bowl for thirds and skips. No doubt about it this is a fantastic set of bowls and is pushed aside by the popularity of the Ace.

Runs a little wider than the Taylor Ace but not too much. The Taylor Internationals bowl does not have a hook finish but a strong line to the jack. Such bowls with hooks at the end have now fallen out of favour with players and manufacturers. The International is good for experienced and new bowlers.

## Why you should choose Taylor Bowls (Scotland)

Taylor claims their bowls are the most accurately made and advanced bowls in the world. Through continue upgrading of production equipment and advancing technology they have created extremely accurately designed running surfaces on their bowls that are unique to the brand.

Taylor guarantees their bowls are matched sets and take the same bias every time backed by a 15-year bowl guarantee



**How to purchase:**

North American Distributor: Bowls in Canada, California, USA / <https://bowlsincanada.com/>

**Henselite Tiger**

A full-biased bowl designed for precision and performance on the green. Its predictable consistent line and holding finish make it an ideal choice for skips, seconds, and thirds looking for a bowl with a strong finish for drawing around shorter bowls. The mega grip technology provides superior hand comfort and perfect control, allowing for a steady and accurate delivery every time. Whether you're an experienced player or just starting out, the Tiger is a reliable and versatile option for all skill levels.

**Henselite Tiger Classic II**

High-quality lawn bowl that offers a medium trajectory, making it perfect for both experienced and new bowlers.

**Henselite Dreamline XG**

Popular choice among top-level bowlers with a narrow trajectory. Whether you're a beginner or a seasoned pro, the Dreamline XG offers unmatched consistency and accuracy in every throw. The unique intermittent grip provides optimal hand comfort and control, allowing you to maintain a steady and accurate delivery. Whether you're playing on grass, synthetics, or carpets, the Dreamline XG is the ultimate choice for enhancing your game.

**Why you should choose Henselite Bowls (Australia)**

Henselite developed the first plastic compound bowl in the world in 1930 which changed the sport as we know it. The bowls are Australian Made and manufactured to exacting quality standards, providing each bowler with exactly matched, consistently precise set of lawn bowls.

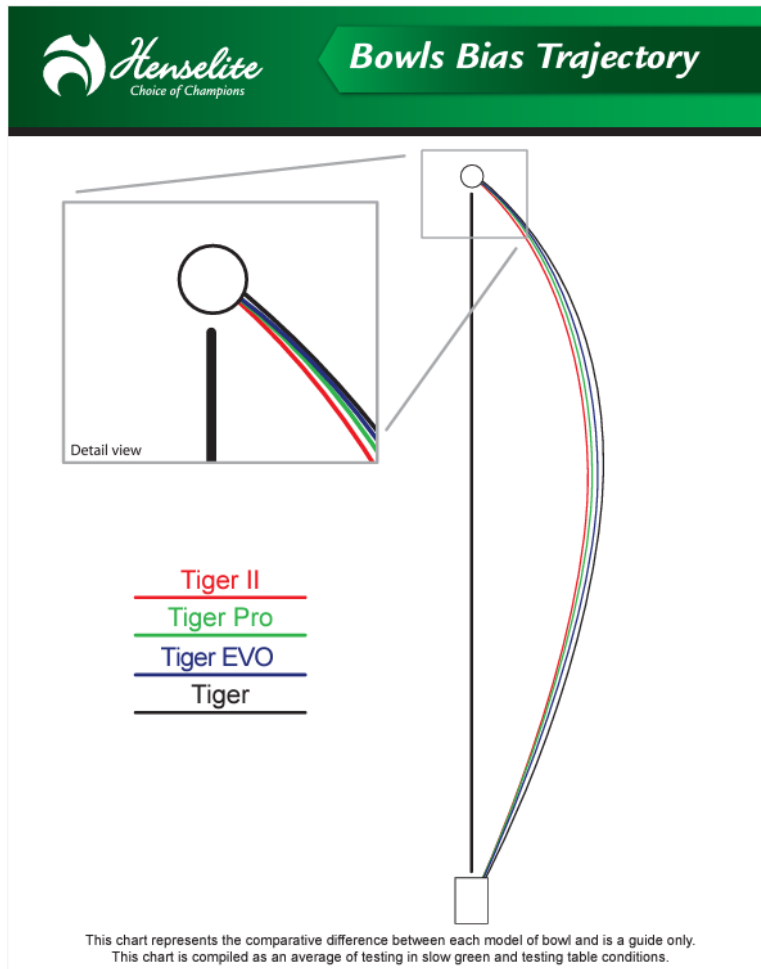
Henselite has been making lawn bowls in Australia for over 100 years. Throughout this time they have been constantly innovating and refining engineering and manufacturing processes.

**Is there a difference between black and coloured bowls?**

Yes. Black bowls are made of Bakerlite which is harder, more wear-resistant and more colour stable. Coloured bowls are made from Melamine

**Are scratches covered by manufacturers warranty?**

No, scratches are not covered by any bowls manufacturers' warranty. Bowls scratch particularly when played in wet conditions, after a green has been top dressed, on greens with little grass and particularly on some sand-filled synthetic greens.



**Drakes Pride – England** <https://www.drakespride.co.uk/brochure.aspx>

#### How to purchase:

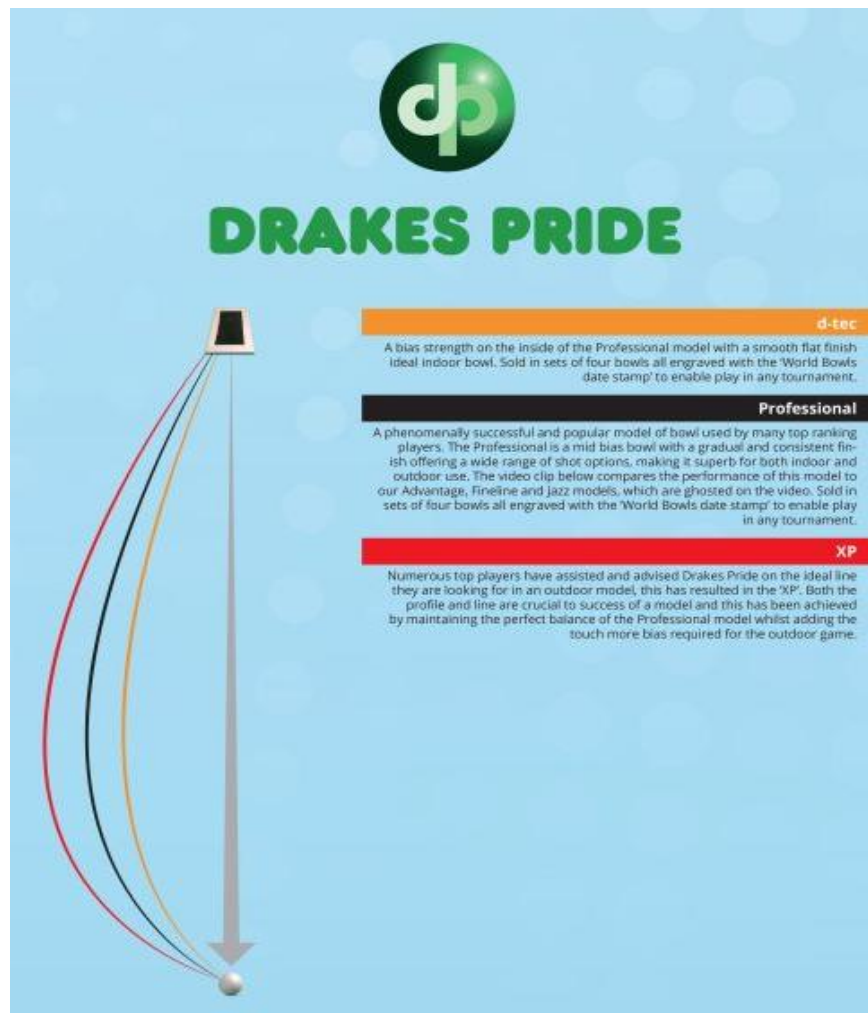
Canadian Distributor: Buffa Distribution, Saint-Léonard, QC / <https://shop.buffabowling.com/balls/lawn-bowling-bowls/>

**Drakes Pride Professional** - The Professional is a mid bias bowl with a gradual and consistent finish offering a wide range of shot options, making it superb for both indoor and outdoor use.

One of the most popular Bowls in the UK and suitable for both experienced and beginners. It has a constant draw (medium) with a superb line and no hook at the finish. The Professional is a good all rounder and can play on all surfaces like grass and indoor carpets. This is good for someone who does not wish to have 2 sets of bowls. Because this bowl is versatile it has been used by bowlers for decades.

**Drakes Pride XP** – The same perfect balance as the Professional model whilst adding a little more bias required for the outdoor game.

**Drakes Pride D-Tec** - This bowl has a bias which is not as strong as the Professional and has a lovely smooth finish that is great for indoor bowls. This enables you to play anywhere in any game.



**Aero Bowls – Australia** / <https://www.aerobowls.com>

#### **How to purchase:**

Online through Aero Bowls Australia : <https://www.aerobowls.com>

**Watch how Aero make their bowls on YouTube** - <https://www.youtube.com/watch?v=22oqjImOGDA>

#### **Why you should choose Aero Bowls – The new kid on the block!**

Aero are relatively new to lawn bowls manufacturing since their inception in 2012,. Using computerized robots like their competitors they claim the 'same line every time'.

#### **Which Model is best for which surface?**

For Grass Greens in Canada: **Groove** and **Sonic** models are the way-to-go - giving a wider trajectory for the very slow greens in these countries. The Groove is the perfect bowl for most outdoor surfaces. On indoor surfaces it will take a wider line. The **Sonic** is designed for very slow and uneven grass greens.

**Artificial Surfaces** can be categorized into very slow, medium fast and very fast.

On an artificial surface there is very little difference between the surface and the running surface of the bowl.... the bowl can "slip" as it is travelling especially when playing a minimally weighted shot.

**Note:** The **Quantum** cannot be used on outdoor surfaces satisfactorily and is recommended for indoor surfaces only

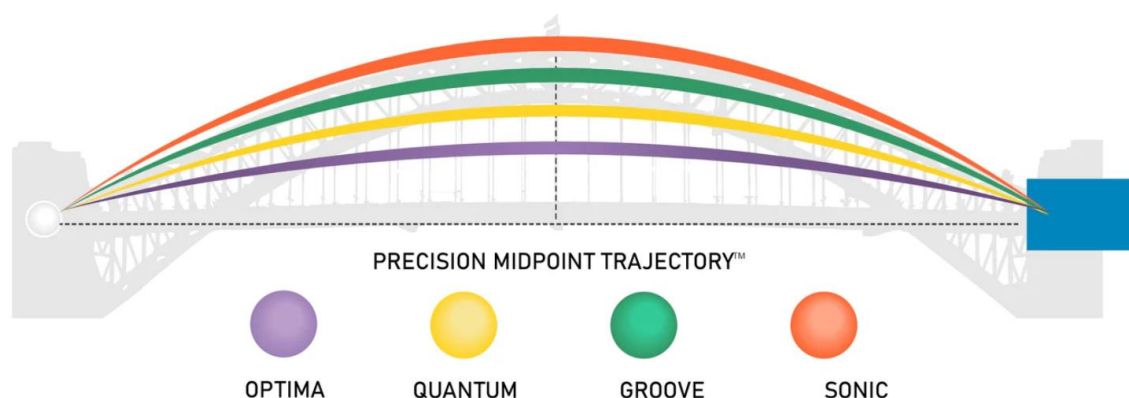
### A Unique Grip and Half sizes

With Aero you have a choice of Grips; and Half Sizes for the perfect fit (no other manufacturer offers this). Aeros' registered designs and manufacturing processes are patented.

### Will my set of Bowls have the same Trajectory?

Aero guarantees the same line every time. Their robots, which make the bowl from start to finish cannot make a bowl differently from another of the same model.

Aero Bowls have a consistent turn that commences approximately midway between the mat and the target. With their robots and sophisticated programming, they created the Sydney Harbour Bridge Trajectory.



### Kew Beach Lawn Bowling Club Coaches

Tony Paraskevagos

Joanne Smith

Esther Ashby

Paul Stacey

Jerome Nguyen

Steve Ashby

Jerilynn Lamb (Strategy)

